

*Every child is a National Asset*

# Commission 4: Integrated Sanitation Plan: School Sanitation: 18 February 2022

By Ms Tsholofelo Diale



basic educ  
Department:  
Basic Education  
REPUBLIC OF SOA

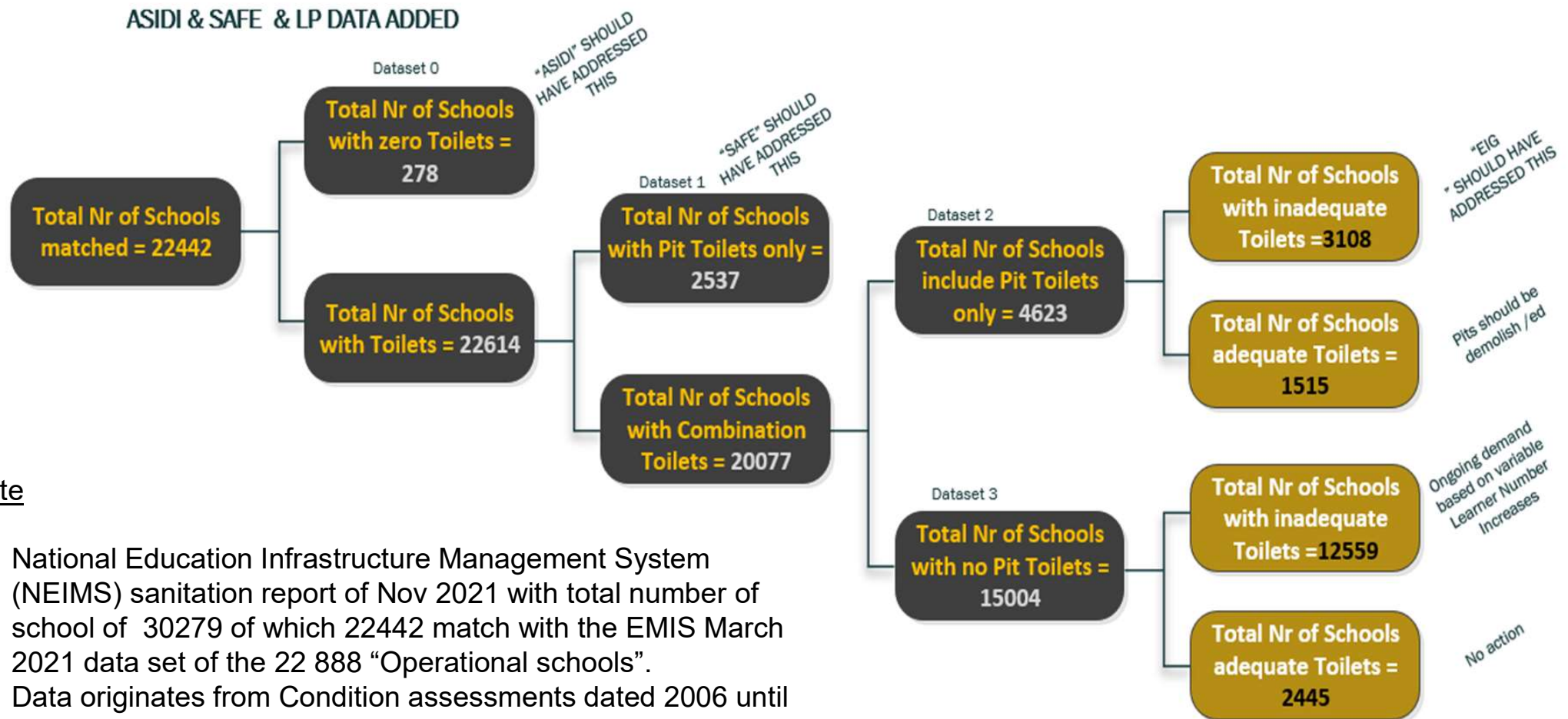


# **CONTENT**

- 1. Status and progress to date on planned School Sanitation delivery programmes**
- 2. Operation and maintenance issues/ challenges encountered**
- 3. Interventions required from the sector**

# Sanitation – status and progress update

# School Sanitation - NEIMS Sanitation Database



## Note

1. National Education Infrastructure Management System (NEIMS) sanitation report of Nov 2021 with total number of school of 30279 of which 22442 match with the EMIS March 2021 data set of the 22 888 "Operational schools".
2. Data originates from Condition assessments dated 2006 until 2020

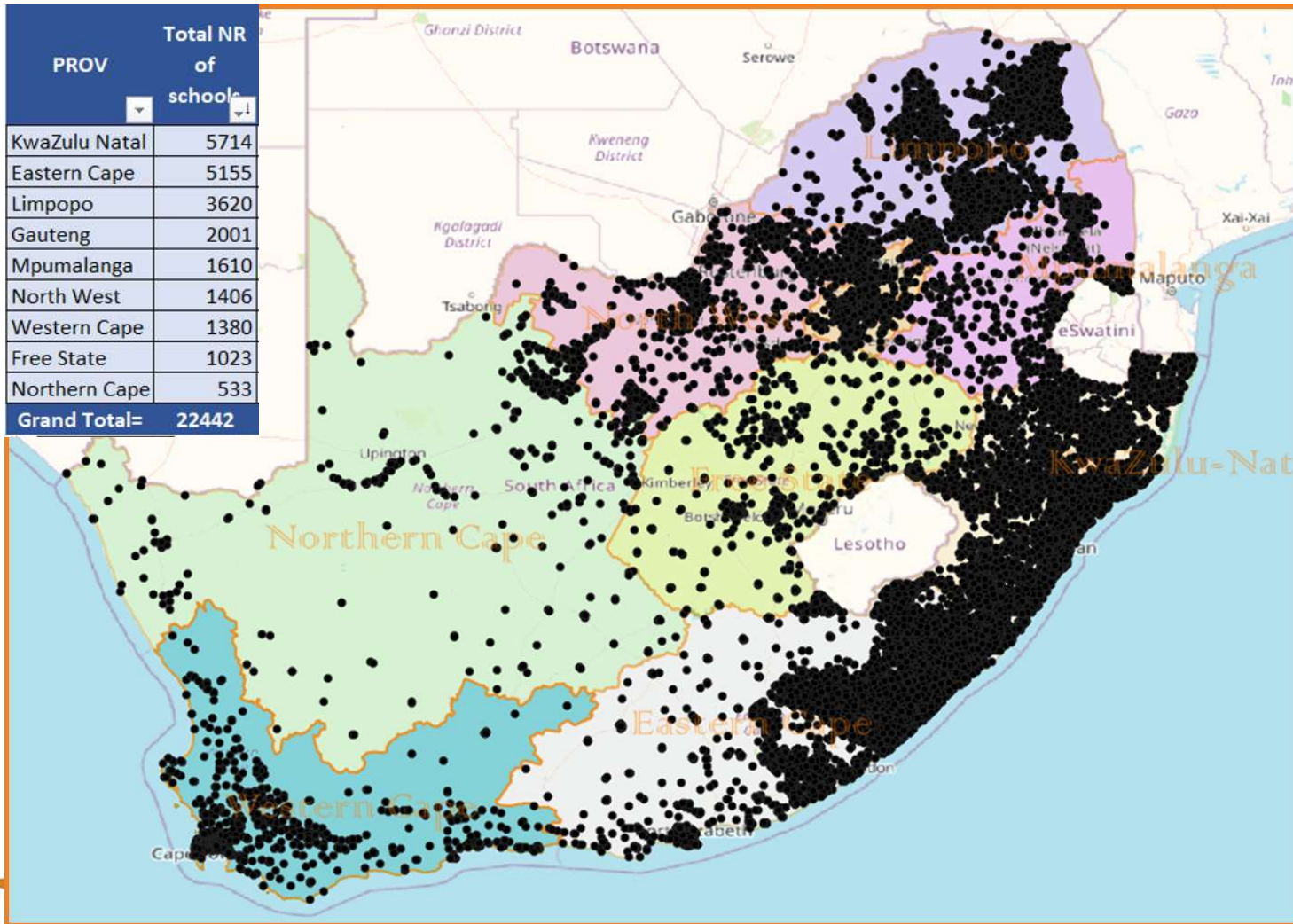
## School Sanitation - NEIMS Sanitation Data by Province

PROV	Total NR of schools	Zero toilets at school	Only Pit Toilets	Combina tion Included Pits	Combina tion Zero Pits
KwaZulu Natal	5714	41	1086	1203	3384
Eastern Cape	5155	148	798	441	3768
Limpopo	3620	1	222	2112	1285
Gauteng	2001	12		1	1988
Mpumalanga	1610	8	239	444	919
North West	1406	12	105	318	971
Western Cape	1380	1			1379
Free State	1023	47	81	67	828
Northern Cape	533	8	6	37	482
<b>Grand Total=</b>	<b>22442</b>	<b>278</b>	<b>2537</b>	<b>4623</b>	<b>15004</b>





# School Sanitation - NEIMS Sanitation Data by Province



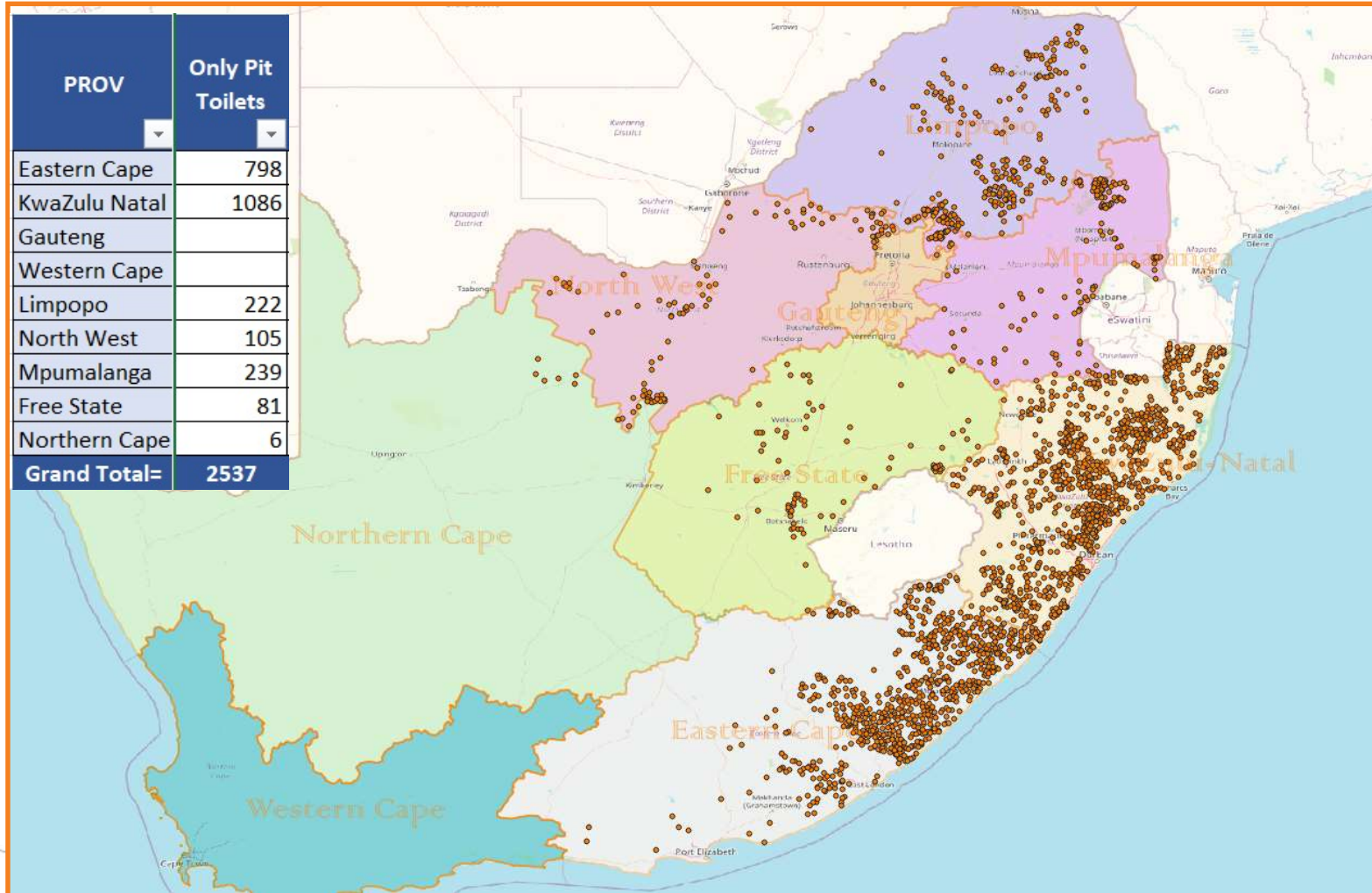
## School Sanitation - NEIMS Sanitation Data by Province

PROV	Total NR of schools	Zero toilets at school	Only Pit Toilets	Combina tion Included Pits	Combina tion Zero Pits
Eastern Cape	5155	3%	15%	9%	73%
KwaZulu Natal	5714	1%	19%	21%	59%
Gauteng	2001	1%	0%	0%	99%
Western Cape	1380	0%	0%	0%	100%
Limpopo	3620	0%	6%	58%	35%
North West	1406	1%	7%	23%	69%
Mpumalanga	1610	0%	15%	28%	57%
Free State	1023	5%	8%	7%	81%
Northern Cape	533	2%	1%	7%	90%
<b>Grand Total=</b>	<b>22442</b>	<b>1%</b>	<b>11%</b>	<b>21%</b>	<b>67%</b>





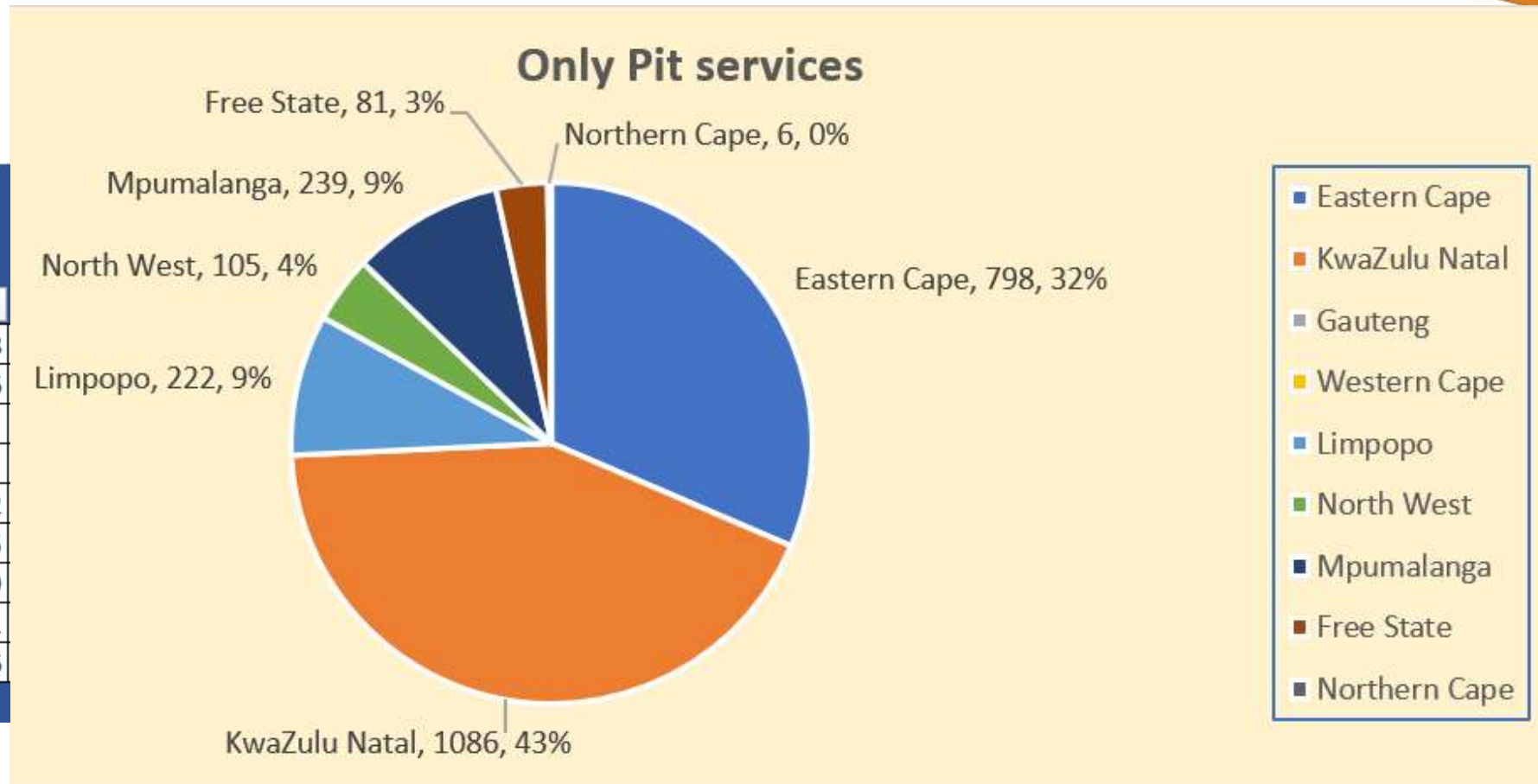
# School Sanitation - NEIMS Sanitation Data by Province



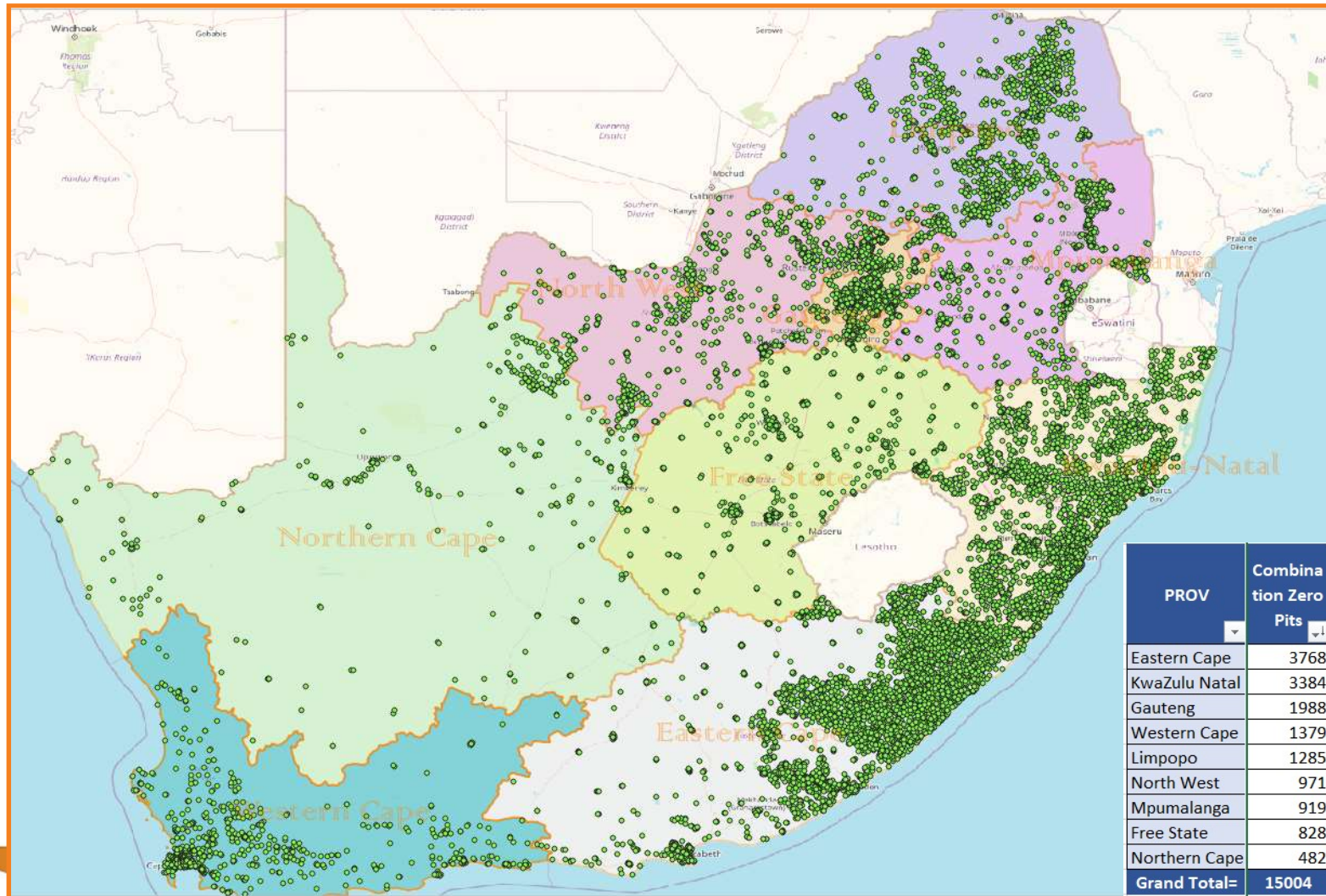


# School Sanitation - NEIMS Sanitation Data by Province

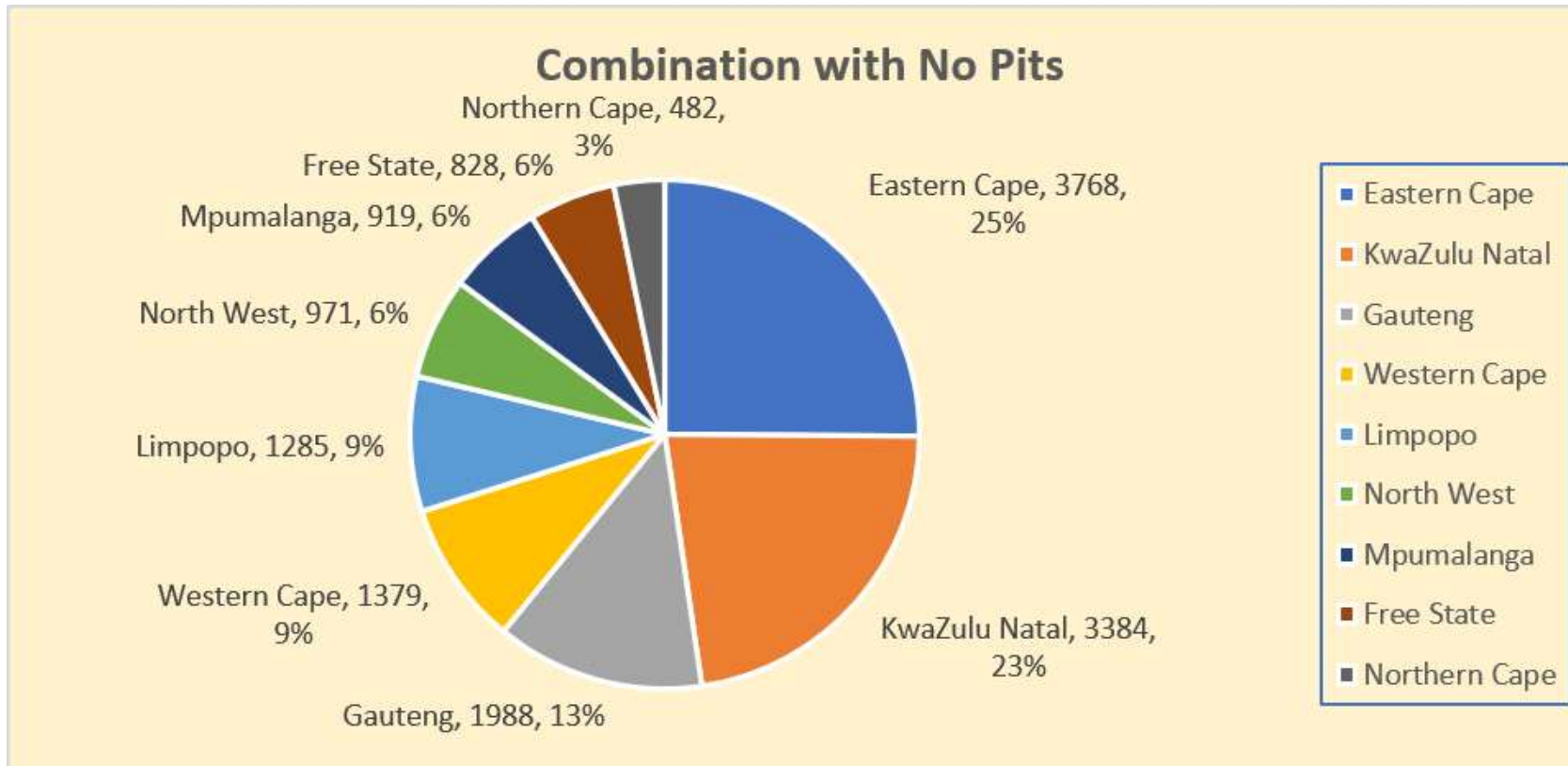
PROV	Only Pit Toilets
Eastern Cape	798
KwaZulu Natal	1086
Gauteng	
Western Cape	
Limpopo	222
North West	105
Mpumalanga	239
Free State	81
Northern Cape	6
<b>Grand Total=</b>	<b>2537</b>



# School Sanitation - NEIMS Sanitation Data by Province



# School Sanitation - NEIMS Sanitation Data by Province



PROV	Combina tion Zero Pits
Eastern Cape	3768
KwaZulu Natal	3384
Gauteng	1988
Western Cape	1379
Limpopo	1285
North West	971
Mpumalanga	919
Free State	828
Northern Cape	482
<b>Grand Total=</b>	<b>15004</b>



# School Sanitation – Implementation Framework

1. Provincial Sanitation Programme, Accelerated School Infrastructure Delivery Initiative (**ASIDI**) and Sanitation Appropriate for Education (**SAFE**) Programmes
  - a) Education Infrastructure Grant (**EIG**), schedule 4 grant administered and monitored by the DBE, which augments Equitable Share (**ES**) by Provinces ;
  - b) School Infrastructure Backlog Grant (**SIBG**), Grant in kind, voted to DBE and
  - c) **Donors**, Private Sector and the International communities.
2. Strategic Partnerships
  - a) National and Provincial Education Departments implement through various Implementing Agents and Other Partners
  - b) These includes Department of Public Works (DPW), Independent Development Trust (IDT), Development Bank of Southern Africa (DBSA), Coega Development Corporation (CDC), The Mvula Trust (TMT), National Education Collaboration Trust (NECT), Water Research Commission (WRC), South Korea, Turkey, Sibanye Still Water, Unilever, AVBOB, etc.



## School Sanitation – Implementation Progress

07-Feb-22	CURRENT STATUS				Committed completion in 2021/22	Expected roll-over to 2022/23
Sub-programme	Description	Need	PC	Backlog		
DBSA	Schools	389	238	151	151	
NECT	Schools	615	162	453	130	323
TMT	Schools	631	468	163	163	
CDC	Schools	81		81	45	36
Donor	Schools	136	94	42	10	32
ASIDI	Schools	1028	982	46	27	19
EIG	Schools	964	596	368	100	268
Total	Schools	3844	2540	1304	626	678

### Sanitation Solutions:

1. Dry or Wet Sanitation.
2. Conventional structures (Brick and mortar).
3. Alternative Building Technologies.
4. Piloting of alternative sanitation technologies

# School Sanitation – Implementation future outlook

## 1. ASIDI and SAFE Programmes

- a) The two programmes had **specific objectives**
  - To eradicate unsafe infrastructure,
  - To provide infrastructure where there was none before and
  - Eradicate basic pit toilets.
- b) **This phase** of the two programmes is **coming to an end** by 2022/2023 financial year.
- c) DBE and NT to discuss prospects for the **next phase**.

# Operation and Maintenance

# Operation and Maintenance

1. Powers and Functions regarding school infrastructure
  - a) Government Immovable Asset Management Act (*GIAMA*), No 19 of 2007
    - Custodian is DPW but the function is performed by Provincial Education Department as Users.
2. Budget provision
  - a) **Grant framework - Preventive and Corrective** maintenance
    - Current – **30%** stipulated towards addressing
    - Draft – **60%** is proposed.
  - b) *Section 100A* of the **National Norms and Standards for school funding (2008)**
    - Some of money allocated to schools provides for **day to day** maintenance.
3. Maintenance Plans
  - a) DBE developed a Guidelines for general upkeep and maintenance of education facilities (2018).
  - b) **User education and training** at completion of project and handed over stage.
  - c) **O&M manuals** at project close-out stage with **maintenance requirements with estimated costs**.
  - d) WRC – 12-month Ops budget set aside.
  - e) WRC – Onside janitor support as part of the manufacture's O&M solution.
4. Janitors
  - a) NT approved school janitor programme for 2022/2023 and 2024/2025 financial years



# Interventions required from the sector

## Interventions requirements

1. Integrated provision of water services.
2. Operations and Maintenance challenges
  - a) Management of faecal sludge in schools by water services authority.
  - b) On-going training of schools management and janitors regarding water services operations and maintenance.
3. Norms and Standards
  - a) Development of best practice for school water services infrastructure design and maintenance.
4. Innovation of alternative school sanitation solutions
  - a) A need for sustainable innovative school water services solutions.